

















Simply the Best Benders

CP60-H Features and Benefits

CP60 CAPACITIES Based on Mild Steels

SHAPE	MAX SIZE/MIN ID	NOTES
	3 1/2" x 5/8" Ø36"	Standard Rolls
	5 x 1" Ø26"	Standard Rolls
	2" Ø30"	Standard Rolls
	3" x 1/4" Ø48"	Special Tooling
	2 1/2" x 5/16" Ø32"	Optional Tooling
	3" x 5/16" Ø32"	Special Tooling*
	3" x 5/16" Ø40"	Standard Rolls *
	5" x 2" Ø32"	Standard Rolls
	5" x 2" Ø36"	Standard Rolls
	2" Ø28"	Rod Rolls
	2 1/2" x Sch40 Ø36"	Tube/Pipe Rolls
	3 1/2" x 12GA Ø60"	Optional Rolls *
	2 3/4" x 11GA Ø48"	Standard Rolls
	3" x 1 1/2" x 1/8" Ø40"	Standard Rolls

* On some sections for limited quantities it may be possible to use standard rolls. For optimum results or if production runs are required, it is necessary to use optional rolls and/or optional accessories.



CP60H

- 3 Roll Pyramid Universal Roll Bender
- DP7 Programmable Control, Digital Radius Readout Capability, 400 Auto Repeat Memory
- Powerful Easy to use Pyramid Style
- High Strength Hardened Shafts
- 25% Heavier Main Frames in Solid Steel w/ Limited Lifetime Warranty
- Universal Bending Roll Set 18 pcs.
- All Dual Bearings, No Bushings
- Flush Electrical Panels, NEMA Type
- Detached Mobile Operator Consoles
- Dual Pedal Controlled Rotation
- Dual E-Stop Buttons
- Lateral Guides w/ Bearings, Variable Angle, Heavy Duty with Easy, Hex Ratchet Adjustments on Thrust
- TEFC Motors, Overload Protected
- Illustrated Instruction Manual & Tool Kit

2 Versatile Versions

(H & REV) allow you to Roll with Renowned Eagle Quality and choose the best fit to your budget.

Eagle CP60H Universal Section Benders offer unmatched features such as 400 Position Auto-Repeat Controls, LED Readouts, Concealed Oil Lines, Flush Electrical Cabinets, Limited LifetimeFrame Warranties and more!

Make the Best Decision for your Shop!

CP60H / CP60H-Rev SPECIFICATIONS

Shaft OD 2-3/8" (60 mm)
 Roll OD 8.85" Nominal
 Drive 3.4 HP 220V/60Hz
 Pump 2.0 HP 220V/60Hz
 Repeat Automatic + LED.
 Powered Rolls 2 Lower Rolls Driven
 Dimensions 37" x 51" x 63" h
 Ship Weight 2,425 Lbs, approx.



Direct Radius Input Control



Eagle Quality is in the Details...

